



FY24 Budget Approval Meeting

NORMS

2



This is a meeting of the GO Team. Only members of the team may participate in the discussion. Any members of the public present are here to quietly observe.



We will follow the agenda as noticed to the public and stay on task.



We invite and welcome contributions of every member and listen to each other.




We will respect all ideas and assume good intentions.

Agenda

- I. Action Items**
 - A. Approval of Agenda
 - B. Approval of Previous Minutes
 - C. Budget Approval
- II. Discussion Items**
 - A. Presentation of the final budget
- III. Information Items**
 - A. Principal's Report
 - i. Spring ACES Presentation
- IV. Announcements**

Overview of FY '24 GO Team Budget Process



Step 1
Review and Update Strategic Plan and Rank Strategic Priorities
By end of Fall Semester

Step 2
Principals: Workshop FY 24 Budget
January 24, 2023

Step 3
GO Team Initial Budget Session: Allocation
January 24 – early February

Step 4
Principals: Associate Supt. Discussions and Review
February (supports needed, specific challenges, coaching)

Step 5
GO Team Feedback Session: Draft Budget Presented & Discussed
February – multiple meetings, if necessary

Step 6
Principals: HR Staffing Conferences Begin
Late February – Early March

Step 7
GO Team Final Budget Approval Meeting
Budgets Approved by March 17



GO Teams are encouraged to have ongoing conversations about the school's budget.

Budget Approval Meeting

What

- ▶ During this meeting GO Teams will review the budget, which should be updated based on feedback from the staffing conference, Associate Superintendents, and key leaders. After review, GO Teams will need to **take action** (i.e., vote) on the FY24 Budget.

Why

- ▶ Principals will present the final budget recommendations for GO Team approval.

When

- ▶ All approval meetings **must** be held **after** staffing conferences. Budgets must be approved by **March 17th**.

Budget Review

FY24 Budget Parameters

7

| FY24 School Priorities | Rationale |
|--|---|
| <ul style="list-style-type: none">• Increase student performance in ELA. | Secure foundational skills in literacy and math are crucial for students' success in college, career, and life and are considered key enablers of equity. |
| <ul style="list-style-type: none">• Increase student performance in Math. | Secure foundational skills in math empowers students to ask thought-provoking questions that promote exploration and reasoning. Students are able to connect their problem-solving to real-world solutions. |
| <ul style="list-style-type: none">• Retain and develop highly qualified teachers and staff in traditional, Dual Language Immersion, and support classes. | Teachers' self-efficacy, namely teachers' beliefs in their ability to effectively handle the tasks, obligations, and challenges related to their professional activity, plays a key role in influencing important academic outcomes |

Staffing Conference Changes

There **were not** any changes made to the draft budget we discussed at our last meeting.



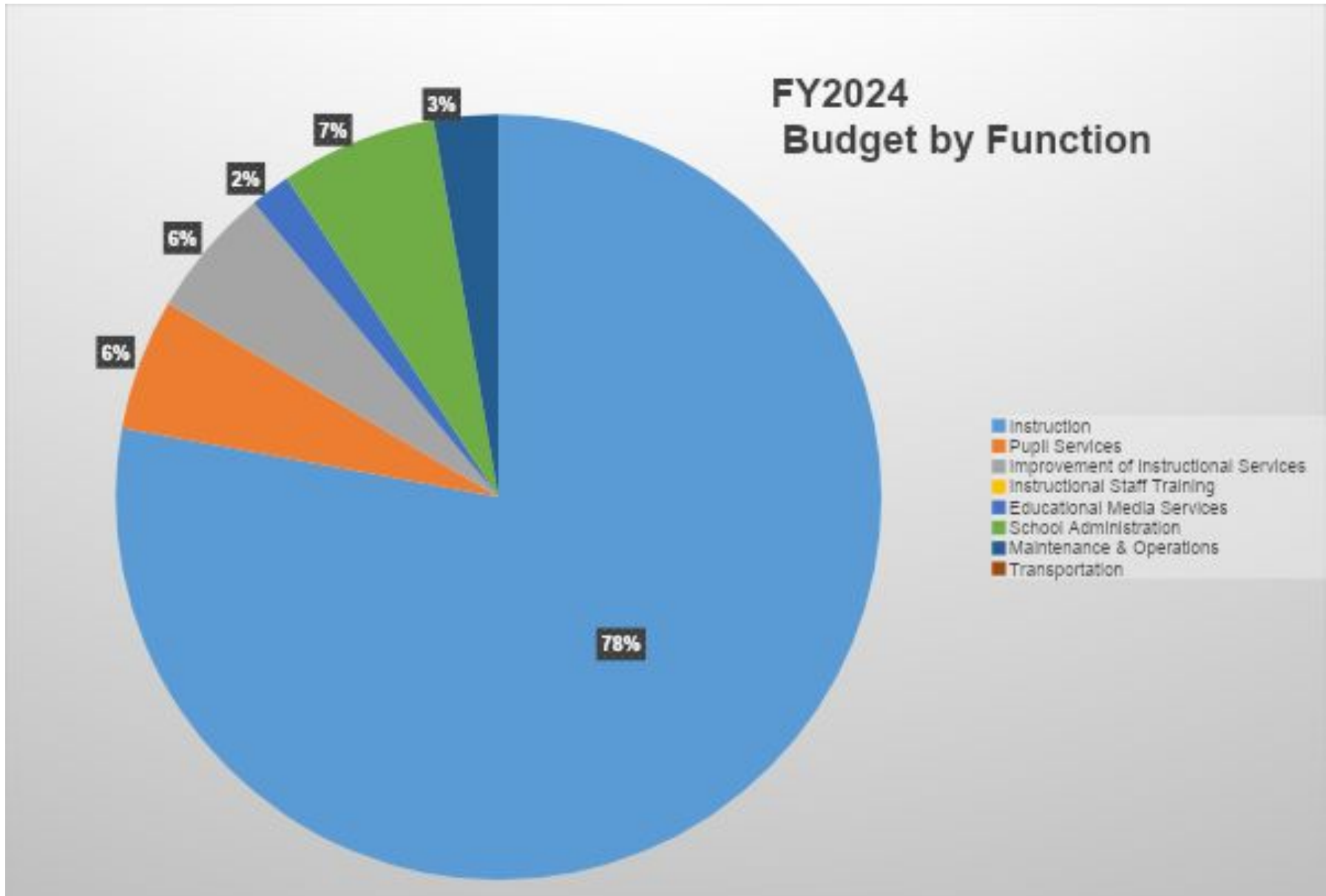
Budget by Function (Required)

**Based on Current Allocation of School Budget*

| School | Bolton Academy | | | |
|-----------------------------|---------------------------------------|--------------|---------------------|------------------|
| Location | 0303 | | | |
| Level | ES | | | |
| Principal | Shavaun Mincey | | | |
| Projected Enrollment | 491 | | | |
| | | | | |
| Account | Account Description | FTE | Budget | Per Pupil |
| | | | | |
| 1000 | Instruction | 53.00 | \$ 4,837,439 | \$ 9,852 |
| 2100 | Pupil Services | 3.51 | \$ 344,622 | \$ 702 |
| 2210 | Improvement of Instructional Services | 3.00 | \$ 342,428 | \$ 697 |
| 2213 | Instructional Staff Training | - | \$ - | \$ - |
| 2220 | Educational Media Services | 1.00 | \$ 106,958 | \$ 218 |
| 2400 | School Administration | 4.00 | \$ 409,345 | \$ 834 |
| 2600 | Maintenance & Operations | 3.00 | \$ 169,348 | \$ 345 |
| 2700 | Transportation | - | \$ - | \$ - |
| Total | | 67.51 | \$ 6,210,141 | \$ 12,648 |

Budget by Function (Required)

**Based on Current Allocation of School Budget*





Questions?

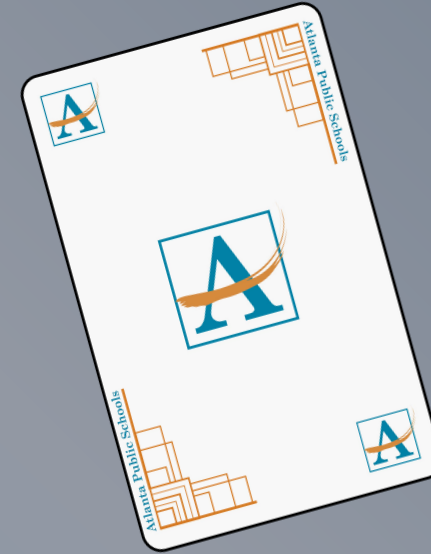
Action on the Budget

The GO Team needs to **TAKE ACTION (vote)** on the presented budget. After the motion and a second, the GO Team may have additional discussion. Once discussion is concluded, the GO Team will vote.

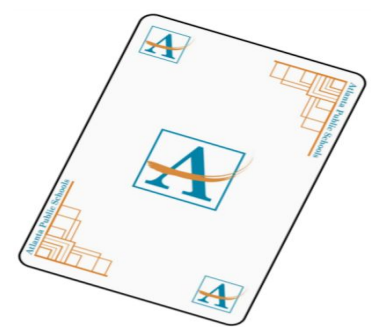


2023 Spring ACES

NOTE to Principal: Please insert your Spring ACES presentation after this slide.



Accountability
Collaboration
Equity
Support



Accountability
Collaboration
Equity
Support

Whole Child and Intervention



SY23 Attendance

| Indicator | Time Frame | |
|---------------------------------|------------|--------------|
| | Fall 2022 | Spring 2023* |
| Attendance Take Rate | 96 | 97.8 |
| ADA Attendance Rate | 95 | 94.9 |
| Students not chronically absent | 87.5 | 88.7 |

*As of 1/10/2023

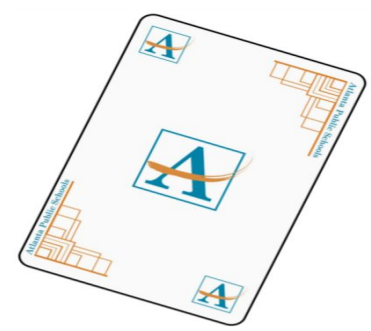
**A suspension rate of 1 indicates that the average student in the school (including all students, not just those ever suspended) will be suspended for one day over the course of the year. A suspension rate of 0.5 is equivalent to 50% of students suspended for one day over the course of the year.

SY23 Behavior

OSS Suspension Rate = 0.01**

Suspension Rate by Subgroup

| | | Total number of students | |
|------------|-----|--------------------------|--------------|
| | | Fall 2022 | Spring 2023* |
| Female | 265 | 0 | 0 |
| Male | 286 | 0 | 0.01 |
| SWD | 44 | 0 | 0 |
| Black | 232 | 0 | 0.02 |
| Hispanic | 131 | 0 | 0 |
| Multi-race | 43 | 0 | 0 |
| White | 130 | 0 | 0 |
| Asian | 15 | 0 | 0 |



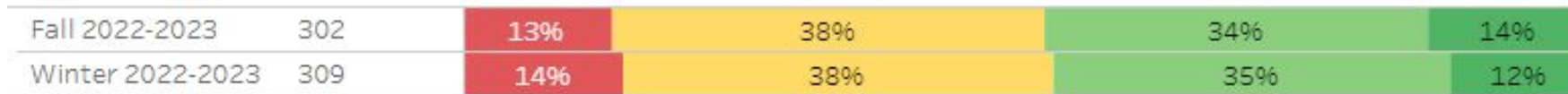
Accountability
Collaboration
Equity
Support

Data



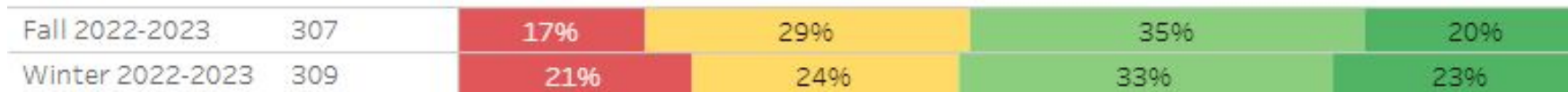
NWEA MAP Assessment Results Math Performance

Fall 2022 to Winter 2022 Comparison



ELA Performance

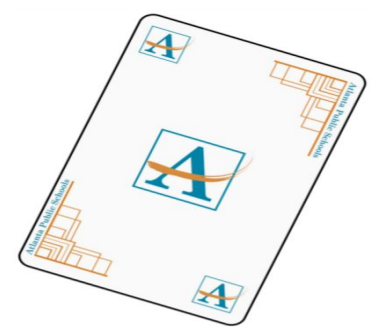
Fall 2022 to Winter 2022 Comparison



MAP Fluency Universal Screener Flag (K-1 students)



Universal Screener Flag
■ Not Flagged
■ Flagged



Accountability
Collaboration
Equity
Support

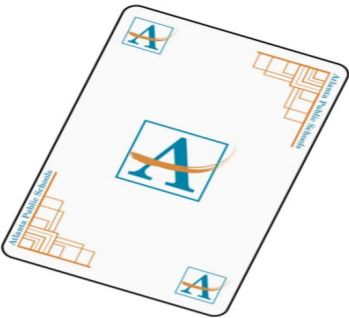
Data



HMH Dosage

| Program | | Spring 2023* | Fall 2022 | Spring 2023* |
|-----------|------------|-----------------|--------------|-----------------|
| | Fall 2022 | | | |
| Read 180 | 16 minutes | 17 minutes | 1.6 days | 1.8 days |
| System 44 | 14 minutes | 14 minutes | 2 days | 2 days |
| iRead | 19 minutes | 18 minutes | 2 days | 2 days |

*As of 01/20/2023

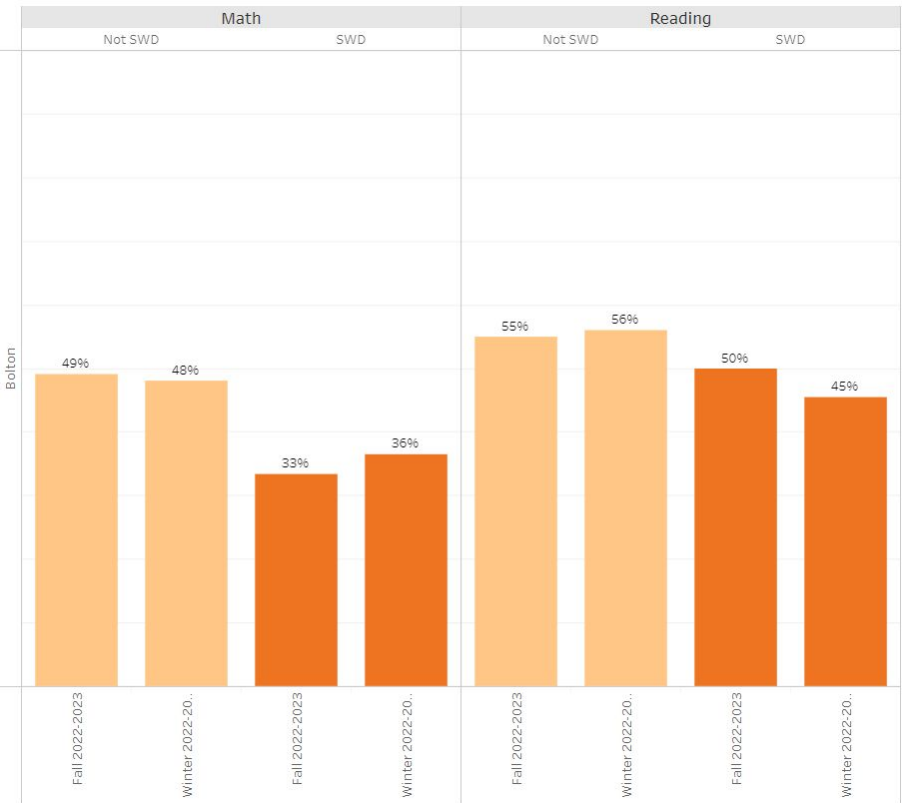
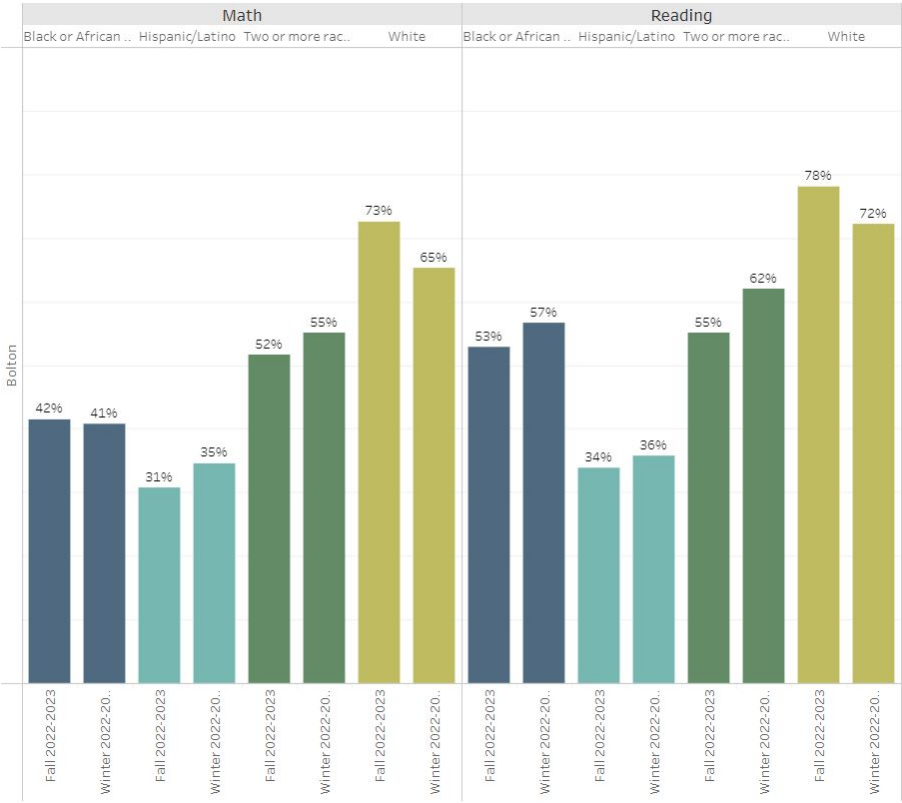


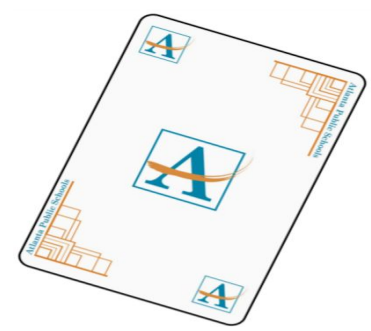
Accountability
Collaboration
Equity
Support

Data



MAP Subgroup Comparison Projected Proficient and Above





Accountability
Collaboration
Equity
Support


Curriculum and Instruction



| | CIP Strategy | Action Step Progress Update |
|--|--|--|
| ELA | Implement rigorous, standards-based and linguistically responsive curriculum with fidelity in all core literacy areas. | Implement literacy workshop model: <ul style="list-style-type: none">• Bolton Framework |
| Math | Implement rigorous, standards-based curriculum that promotes the standards of mathematical practices with fidelity. | Implement math workshop model: <ul style="list-style-type: none">• PLC Focus• 3 S's (Standards, Small groups, Schedule) |
| Whole Child & Student Support | Implement a Whole-Child system of supports that integrates social-emotional learning, behavior, wellness, and comprehensive academic intervention plans | Implement a school-wide behavior plan that supports positive behavior reinforcement : <ul style="list-style-type: none">• School-wide Class Dojo• CARE-Check in Check Out |
| Family Engagement | Bolton Academy parents will participate in regular two-way, and meaningful communication involving student academic learning and other school activities | Bolton Academy will host events to build the capacity for strong parental involvement <ul style="list-style-type: none">• Principal Chats• Monthly engagement events |



Questions?



Thank you

